

FRAMELESS SHOWER ACCESSORIES

HANDLE OPTIONS



H Handle  
S416



Double D  
S412



Square Handle  
S418

SHOWER SQUEEGEES



Cleret Squeegee  
S864

Classic Squeegee  
S811

DRIP SEALS



Water Bar  
S471

Door to Floor  
S626

THE SHOWER SHELF



Triangular shelf – S719  
200mm X 200mm



Elliptical shelf – S717  
300mm X 150mm



Contemporary shelf small – S713  
150mm X 150mm



Contemporary shelf – S711  
200mm X 200mm



Shelf Brackets – SB2  
Shown with contemporary shelf



Glue Kit – GK1  
Shown with contemporary shelf

Your Sereno shower package includes:

- 10mm safety glass panels
- bright chrome finished wall/floor channels
- bright chrome finished H handle and hinges (if applicable)
- drip seal for bottom of door (if applicable)
- 10mm glass shower shelf and an installation kit including instruction and accessories.



Sizes shown are approximate internal measurements and must be checked on site. The specifier/purchaser must ensure compliance with council regulations. Showers are reversible. Doors open both in and out. Shower height 1960mm from finished floor. All doors are 680mm wide except for SH201 and SH501 which are 580mm wide.

The manufacturer reserves the right to alter specification or products from that shown. Showers are supplied complete with a comprehensive parts box for easy installation. Contact your store or Crest Customer Service on 0800 40 40 42 for your nearest recommended shower installer.

Our comprehensive website – [www.crestshowers.co.nz](http://www.crestshowers.co.nz) enables you to download a Sereno dimension sheet to enable your tiles to be laid to the given dimensions. Tiles should be left to set for 48 hours before beginning to install the shower.

AVAILABLE FROM:

Customer Service Freephone: 0800 40 40 42 • Fax: 03 434 7538 • Email: [sales@crestshowers.co.nz](mailto:sales@crestshowers.co.nz) • [www.crestshowers.co.nz](http://www.crestshowers.co.nz)



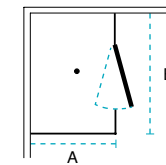
## CUSTOMISED SIZES TO FIT YOUR NEEDS

We can configure our shower panels to fit any bathroom space. Our standard sizes are listed as follows:

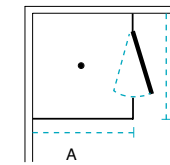
### RECTANGULAR SH100 SERIES    SQUARE SH200 SERIES    ANGLED SH300 SERIES



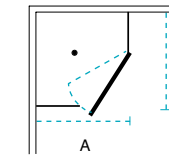
**A B**  
 SH102: 1000 x 1200  
 SH103: 1000 x 1300  
 SH104: 1000 x 1400  
 SH107: 1000 x 1700  
 SH109: 1000 x 1900



**A B**  
 SH201: 900 x 900  
 SH202: 1000 x 1000  
 SH203: 1100 x 1100  
 SH204: 1200 x 1200



**A B**  
 SH300: 900 x 900  
 SH301: 1000 x 1000  
 SH302: 1100 x 1100



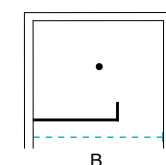
### WALK-IN SH400 SERIES    ALCOVE SH500 SERIES



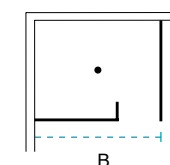
A flexible style that utilises a large range of panel sizes.

Single glass panels are available in the following widths: 150 – 1000, 1200, 1300, 1400 and 1500.

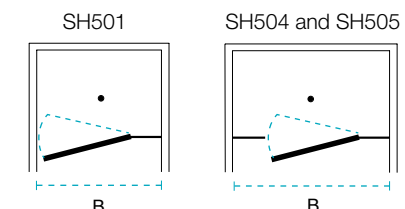
**A B**  
 SH401-3: 800 x 1500  
 SH402-3: 1000 x 1600  
 SH403-3: 1000 x 1700



**A B**  
 SH401-2: 800 x 1500  
 SH402-2: 1000 x 1600  
 SH403-2: 1000 x 1700



**B**  
 SH501: 750 – 900  
 SH504: 900 – 1500  
 SH505: 1500 – 2300



Shower height 1960mm from finished floor. All doors are 680mm wide except for SH201 and SH501 which are 580mm wide. Sizes shown are approximate internal measurements in millimeters. SH500 series doors may be off centre and require a site measure. Showers are reversible.

sereno frameless  
by crest

A frameless shower enhances any bathroom by creating space through its subtle – almost invisible – form.

Crest has created a flexible sizing system to offer a custom-made frameless shower system with all the cost and service benefits of standard sizes.

Your Sereno frameless shower offers:

- 10mm safety glass – New Zealand Standard
- very flexible panel sizes to fit any space
- contemporary european styling
- affordability
- easy installation
- 10 year warranty.

As an added extra, Crest offers:

- a FREE squeegee and shower shelf with every shower purchased.



### CHECK OUT OUR WEBSITE

You can access all the information you need including installation instructions and frequently asked questions. You can also download detailed product specifications.

[www.crestshowers.co.nz](http://www.crestshowers.co.nz)

### Query? Quote? Order?

Give our friendly customer service team a call now on **0800 40 40 42.**

